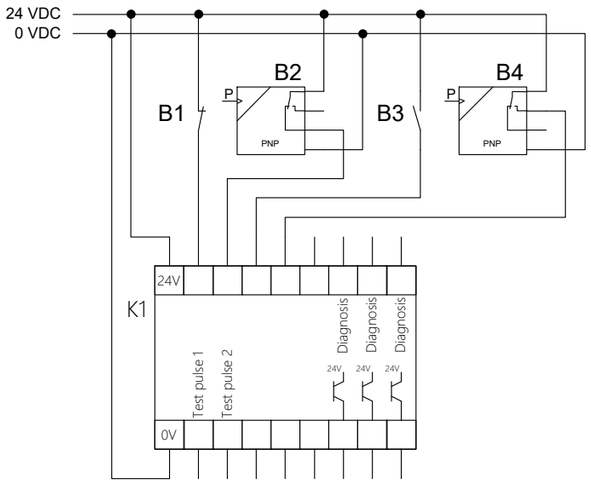

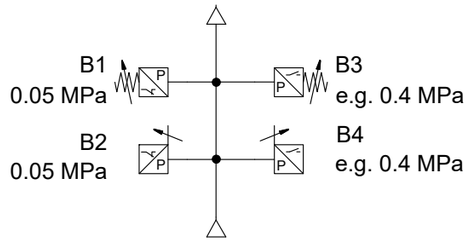

Parts list

Pos....	Identifi...	Description
1	B1	Pressure switch
2	B2	Pressure sensor
3	B3	Pressure switch
4	B4	Pressure sensor
5	K1	Safety switching device

Safety subfunction and Block diagrams

SPM-I - Safe pressure monitor, lower limit — up to category 3, up to PL e can be reached



B1, B2
Pressure switch, Pressure sensor
Diagnostic coverage DC=90%
Cross-monitoring of input signals with dynamic testing
Short circuits may go undetected.
(estimate according ISO 13849-1, table E.1)

SPM-u - Safe pressure monitor, upper limit — up to category 3, up to PL e can be reached



B3, B4
Pressure switch, Pressure sensor
Diagnostic coverage DC=90%
Cross-monitoring of input signals with dynamic testing
Short circuits may go undetected.
(estimate according ISO 13849-1, table E.1)

SPR - Safe pressure range — up to category 3, up to PL e can be reached

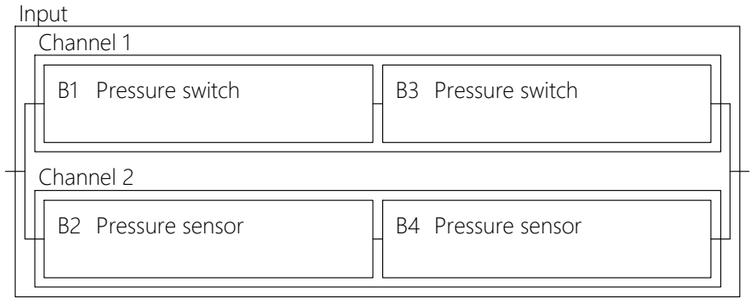

B1, B2, B3, B4
Pressure switch, Pressure sensor
Diagnostic coverage DC=90%
Cross-monitoring of input signals with dynamic testing
Short circuits may go undetected.
(estimate according ISO 13849-1, table E.1)

					Date	Name		Project	100570	Installation	
				Drawn			FESTO	Page	Circuit	Location	
				Seen						Scale	Page 1
No.	Modification	Date	Name	Release							of 1